

Volumen 7

Partituras

Música original
del proyecto:

te daré lo mejor



VÁSTAGO  PRODUCCIONES.

"Un brote de adoración"



VÁSTAGO PRODUCCIONES
"Un brote de adoración"

La mejor

JESÚS ADRIÁN ROMERO

Í N D I C E
TÍTULO / PÁGINA

- Alzad oh puertas • 1
- Te daré lo mejor • 6
- Tú nos creaste • 13
- No a nosotros • 21
- Quiero entender • 30
- Con brazo fuerte • 40
- Celebraré tu amor • 49
- Te vengo a bendecir • 66
 - De tal manera • 73
 - Abre los cielos • 82
- Un destello de tu gloria • 92
 - Tú estás aquí • 97
- Tú has sido fiel • 109
- Al estar ante Ti • 122



VÁSTAGO PRODUCCIONES
"Un brote de adoración"

WWW.VASTAGO.COM
WWW.JESUSADRIAN.NET

Alzad oh Puertas

Jesus Adrian Romero,
Mike Rodriguez y Daniel Fraire

♩ = 140 INTRO

Teclado

Bajo

The Intro section consists of three staves. The top staff is a grand staff with a treble clef. The middle staff is labeled 'Teclado' and has a treble clef. The bottom staff is labeled 'Bajo' and has a bass clef. The music is in 4/4 time and begins with a repeat sign. The piano part features a melodic line with eighth and sixteenth notes, while the bass part provides a steady accompaniment with eighth notes.

5

5

5

Al - zad - oh puer - tas vues-tras ca - be - zas

The first line of the Verse starts at measure 5. It includes a vocal melody line with lyrics 'Al - zad - oh puer - tas vues-tras ca - be - zas'. Below the vocal line are piano accompaniment staves for 'Teclado' and 'Bajo'. The piano part continues with the same rhythmic pattern as the Intro.

9


9

Al - zaos vo - so - tros puer-tas e - ter - nas


The second line of the Verse starts at measure 9. It includes a vocal melody line with lyrics 'Al - zaos vo - so - tros puer-tas e - ter - nas'. Below the vocal line are piano accompaniment staves for 'Teclado' and 'Bajo'. The piano part continues with the same rhythmic pattern as the Intro.

13

A \flat 7 B B B \flat min

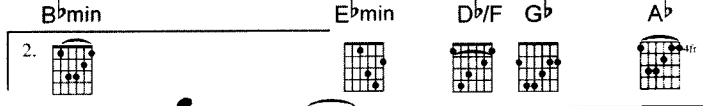


y_en-tra-ra_el rey de glo - ria o - tra vez




18

B \flat min E \flat min D \flat /F G \flat A \flat



o - tra vez



PRECORO







23

B C dim B C dim










po de ro so y fuer - te en la ba - ta - lla ver - da - de - ro y fiel el nun - ca fa - lla




B  D \flat  E \flat min  D \flat /F  B  D \flat 









27 Je - su - cris-to es su nom - bre El es el Rey




CORO E \flat min  D \flat /F  G \flat  A \flat 7  G \flat /B \flat  B 

31 A - a - le - lu - ya A - a - le - lu - ya



A \flat 7  G \flat /B \flat  B  D \flat  E \flat min  D \flat /F  B  D \flat 

35 A - a - le - lu - ya al Rey



D.S. al Coda

39

2.



CODA

E^bmin

G^b

D^b/F

E^bmin

B

43

E^bmin G^b D^b/F E^bmin B

CORO

A - a - le - lu -

(Bateria y percusiones)

49

ya A - a - le - lu - ya A - a - le - lu - ya al rey

54

B D^b Ebmin D^b/F G^b Ab7 G^b/B^b B

(3x's) A - a - le - lu - ya A - a - le - lu -

54

(3x's)

59

Ab7 G^b/B^b B D^b Ebmin D^b/F B D^b

1.2.

ya A - a - le - lu - ya al Rey

59

64

3.

Ebmin

64

Tu Nos Creaste

Jesus Adrian Romero
y Daniel Fraire

INTRO **A2** **E** **A2** **Bsus4**

(LOOP)

Organo

Bajo

Synth

A2 **E** **A2** **Bsus4**

7

(solo tocar en D.S.)

Tu Nos Creaste

11

VERSÒ

A2 E A2 Bsus4

Tu nos cre-as - te con un pro-po - si-to Pa-ra tu nom - bre glo-ri-fi-car

Detailed description: This system contains the first line of music. It features a vocal line in treble clef with lyrics, a guitar line with four chords (A2, E, A2, Bsus4) indicated by chord diagrams, and a piano accompaniment in bass clef. The key signature has two sharps (F# and C#).

15

A2 E F#m in 7 Bsus4

Y ca-da di - a so-bre la tie - rra pro-cla ma-re - mos tu ma-jes - tad

(tocar todas las x's)

Detailed description: This system contains the second line of music. It features a vocal line in treble clef with lyrics, a guitar line with four chords (A2, E, F#m in 7, Bsus4) indicated by chord diagrams, and a piano accompaniment in bass clef. The key signature has two sharps (F# and C#).

19

A2 E A2

Tu nos cre-as - te pa-ra a-la-bar - te Pa-ra tu glo - ria ma-ni-fes -

(tocar todas las x's)

Detailed description: This system contains the third line of music. It features a vocal line in treble clef with lyrics, a guitar line with three chords (A2, E, A2) indicated by chord diagrams, and a piano accompaniment in bass clef. The key signature has two sharps (F# and C#).

Tu Nos Creaste

31 **A2** **Bsus4**

Que - re - mos dar - te glo - ria y ho - nor que - re - mos dar - te la a - do - ra - cion

33 **A2** **Bsus4**

que - re - mos e - xal - tar - te por siem - - pre *D.S. al Fine*

35 **A2** **Bsus4** **A2**

Que - re - mos dar - te glo - ria y ho - nor que - re - mos dar - te la a - do - ra - cion que - re - mos e - xal - tar - te por siem -

38

Bsus4



A2



Bsus4




pre

Que-re-mos dar-te glo-ria y ho-nor que-re-mos dar-te la a-do-ra-cion




41

A2




Bsus4



que-re-mos e-xal-tar-te por siem-pre

Glissando



43

PUENTE

D



A



E



E



A tus pies rin-do to-do lo que ten-go Se-nor



47

D A B7sus4 Bsus4 B B

y mi de - vo - cion en - te - ra so - lo a ti te la doy

Detailed description: This system contains measures 47 through 50. It features a vocal line in treble clef with lyrics, a guitar line in treble clef with chords, a bass line in bass clef, and a piano accompaniment line in treble clef. The key signature has three sharps (F#, C#, G#). The guitar chords are D, A, B7sus4, Bsus4, B, and B.

51

CORO

A2 Bsus4 A2

Que - re - mos dar - te glo - ria y ho - nor que - re - mos dar - te la a - do - ra - cion que - re - mos e - xal - tar - te por siem -

Detailed description: This system contains measures 51 through 53, marked as the beginning of the chorus. It features a vocal line in treble clef with lyrics, a guitar line in treble clef with chords, a bass line in bass clef, and a piano accompaniment line in treble clef. The key signature has three sharps. The guitar chords are A2, Bsus4, and A2.

54

Bsus4 A2 Bsus4

pre que - re - mos dar - te glo - ria y ho - nor que - re - mos dar - te la a - do - ra - cion -

Detailed description: This system contains measures 54 through 56. It features a vocal line in treble clef with lyrics, a guitar line in treble clef with chords, a bass line in bass clef, and a piano accompaniment line in treble clef. The key signature has three sharps. The guitar chords are Bsus4, A2, and Bsus4.

57 **A2** **Bsus4**

que - re - mos e - xal - tar - te por siem - pre

59 **A2** **Bsus4** **A2** **Bsus4**

que-re-mos e-xal-tar-te por-siem - pre por siem - pre y siem - pre por siem -

Tu Nos Creaste

A2



Bsus4



63

pre y siem - pre por siem -

Fine

63

63

No a Nosotros

Jesus Adrian Romero
y Daniel Fraire

♩ = 80

A D E D A D E D

Piano

Bajo

Guit. Elec.

Detailed description: This system contains the first four measures of the piece. Above the staves are guitar chord diagrams for A, D, E, D, A, D, E, and D. The piano part features a melodic line in the treble clef with a key signature of two sharps (F# and C#) and a common time signature. The bass and electric guitar parts are shown as empty staves with a common time signature.

A D E D A D E D

5

Detailed description: This system contains measures 5 through 8. It continues the guitar chord diagrams (A, D, E, D, A, D, E, D) and the piano, bass, and electric guitar staves from the previous system. Measure numbers 5 and 9 are indicated at the start of the piano and electric guitar staves respectively.

9

Es por ti que jun - tos hoy es - ta - mos a - qui

A E F#min7 D

9

9

Detailed description: This system contains measures 9 through 12, which form the second verse. Above the staves are guitar chord diagrams for A, E, F#min7, and D. The piano part includes the lyrics: "Es por ti que jun - tos hoy es - ta - mos a - qui". The piano, bass, and electric guitar staves are shown with their respective musical notations. Measure numbers 9 and 9 are indicated at the start of the piano and electric guitar staves respectively.

No a Nosotros

11

E F#min7 D

Fue tu_a - mor que de la os - cu - ri - dad nos sa - co

13

A E F#min7 D Bmin7 Esus4

a u - na voz ve - ni - mos - hoy de - lan - te de ti pa - ra dar - te el ho - nor

17

E A D E D

CORO

No_a no - so - tros oh Dios si no_a tu

No a Nosotros

A/C#



D



E



D



20

nom - bre se - a da - da la glo - - ria no_a no - so -

20

A



D/F#



E



D



A/C#



D



22

tros oh Dios si no_a tu nom - bre se - a da - da la glo -

22

E



D



A



D



E



D



25

ria no_a no - so - tros oh Dios o - oh no si no_a tu

25

A/C#



D



No a Nosotros

E



28

nom - bre se - a da - da la glo - - ria

A



E



F#min7



D



A



E



VERSO 2

30

E - res tu mo - ti - vo de nues - tra a - do - ra - cion la ver - dad que

F#min7



D



A



E



F#min7



D



33

nues - tro co - ra - zon li - be - ro na - die mas es dig - no del a - mor re - ci - bir

No a Nosotros

3 min7

Esus4

E



36

te lo da - mos a ti no_a no-so -

36

A

D

E

D

A/C#

D

E

D

CORO



39

tros oh Dios si no_a tu nom-bre se - a da-da la glo - ria no_a no-so -

39

A

D/F#

E

D

A/C#

D

E

D

43

tros oh Dios si no_a tu nom-bre se - a da-da la glo - ria no_a no-so -

43

No a Nosotros

47

D E D A/C# D E

tro-s oh Dios o-oh no si-no_a tu nom-bre se - a da-da la glo - ria a tu

47

A/C# D E D A/C# D E D

nom-bre se - a da-da la glo - ria a tu nom-bre se - a da-da la glo - ria a tu

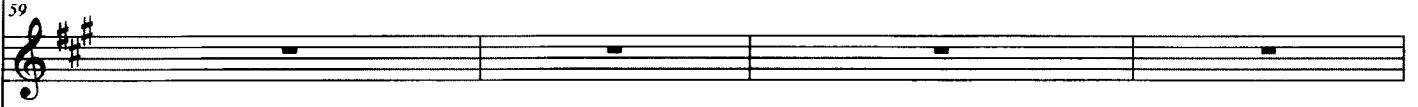
51


A D E D A D E


nom-bre se - a da-da la glo - ria a tu nom-bre se - a da-da la glo - ria a tu

PUENTE

59  nom-bre se - a da - da la glo - ria a tu nom-bre se - a da - da la glo - ria a tu

59 

59 

59 

E



D



63  nom - bre se - a da - da la glo - - ria no_a no - so -

63 

63 

63 

A



D



E



D




A/C#



D



CORO

65  tros oh Dios si - no_a tu nom - bre se - a da - da la glo -

65 

65 

65 

No a Nosotros



68

ria no_a no - so - tros oh Dios si - no_a tu



71

nom - bre se - a da - da la glo - ria no_a no - so - tros oh Dios o - oh no



74

si - no_a tu nom - bre se - a da - da la glo - ria no_a no - so

77

A/C# D E D A/C# D E D

nom-bre se - a da-da la glo - ria a tu nom-bre se - a da-da la glo - ria a tu

81

A/C# D E

nom - bre se - a da - da la glo ria

Te Dare Lo Mejor

Jesus Adrian Romero

INTRO E F#min7 E F#min7

♩ = 105

Piano

Bajo

Guit. Elec.

VERSO E A E B E

5

tra - e - mos hoy an - te tu al - tar nues - tras co - ro - nas Que - re - mos dar -

A E B F#min7

10

te lo me - jor de nues - tras vi - das 1. te en - tre - ga - re mi a
2. da - re - mos so - lo

Te Dare Lo Mejor

8

27

G# C#min7 A9 F#min7

que u - na can - cion mi o - be - dien - cia es mi me - jor a -

31

Bsus4 B

To Coda 1

do - ra - cion

33

E F#min7 E F#min7

D.S. al Coda

33


Te Dare Lo Mejor

CODA

B **C#min7** **A9** **E** **E**


CORO

37 Te da-re lo me-jor de mi vi - da te da-re




C#min7 **A9** **Bsus4** **B** **G#sus4** **G#**

42 lo me-jor ca - da di - a y se-ra mu-cho mas que u - na can - cion




C#min7 **A9** **F#min7** **Bsus4** **B**

48 mi o-be-dien - cia es mi me-jor a - do - ra - cion



(solo de guitarra)

48



Te Dare Lo Mejor

C#min7



A



C#min7



E/G# Bsus4



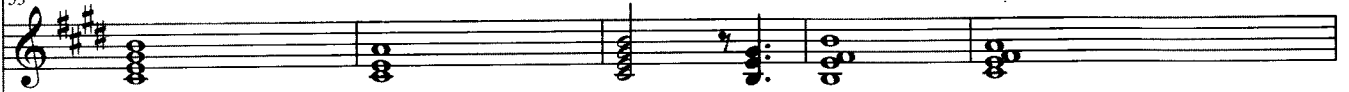
B9sus4



53



53



53



F#min7



C#min7



A



Bsus4



B



58




da - re - mos so - lo las pri - mi - cias pues tu me - re ces lo me - jor te da - re

58



58



63

C#min7 A9 E E

lo me - jor de mi vi - da te da - re

67

C#min7 A9 B sus4 B

lo me - jor ca - da di - a

71

G#sus4 G# C#min7

y se - ra mu - cho mas que u - na cañ - cion mi o - be - dien -

Te Dare Lo Mejor

12

A9 F#min7 B sus4 B

74

cia_es mi me - jor a - do-ra-cion

E A B E A B

78

Te da - re lo me - jor de mi te da - re lo me - jor de mi

E A B C#min7 B A

82

te da - re lo me - jor de mi te da - re lo me - jor

Quiero Entender

Jesus Adrian Romero
Mike Rodriguez y Daniel Fraire

INTRO D/G G D/G G D/E E min D/E E min

♩ = 85

Piano
melodia con guit. acustica

Bajo

Guit. Elec.

C E min D sus4 D

5

5






5

VERSO








9      

Qui-ro_en - ten - der que_es lo que mue - ve tu fiel co - ra - zon

(teclado)

12     

y lo que_es-pe - ras de mi buen Se - ñor pa-ra_en-tre - gar - lo




16       


Qui-ro_ex - pre - sar e - sas pa - la - bras que quie - res o - ir

Quiero Entender

32

20




D/E  Emin  CMaj7 




y la can - cion que te ha - ra son - re - ir - - -

Detailed description: This system contains measures 20 and 21. The top staff is the vocal line, starting with a treble clef and a key signature of one sharp (F#). The lyrics are 'y la can - cion que te ha - ra son - re - ir - - -'. The guitar accompaniment consists of three staves: a treble clef staff with chords, a middle treble clef staff with arpeggiated chords, and a bass clef staff with a bass line. Chord diagrams are provided for D/E, Emin, and CMaj7.

22





Am9  Dsus4  D 




que - ro en - to - nar - - - la

Detailed description: This system contains measures 22 and 23. The top staff is the vocal line, starting with a treble clef and a key signature of one sharp (F#). The lyrics are 'que - ro en - to - nar - - - la'. The guitar accompaniment consists of three staves: a treble clef staff with chords, a middle treble clef staff with arpeggiated chords, and a bass clef staff with a bass line. Chord diagrams are provided for Am9, Dsus4, and D.

25

Am9  CMaj7  Dsus4  D 



Qui - ro a - gra - dar tu co - ra - zon

Detailed description: This system contains measures 25 and 26. The top staff is the vocal line, starting with a treble clef and a key signature of one sharp (F#). The lyrics are 'Qui - ro a - gra - dar tu co - ra - zon'. The guitar accompaniment consists of three staves: a treble clef staff with chords, a middle treble clef staff with arpeggiated chords, and a bass clef staff with a bass line. Chord diagrams are provided for Am9, CMaj7, Dsus4, and D.

Am9 PRE CORO CMaj7 D sus4 D

29

Quie-ro_en-con-trar e - sa can-cion De - ja - nos em -

G D/E Emin7

33

pe-zar de nue - vo y des-cu-brir tu co - ra-zon pa-ra

C2 G/B D sus4 D

37

dar - te lo que_an-he - las en a-do-ra-cion Si nos des-via -

Quiero Entender

G D/E

CORO

41

mos te pe - di - mos que nos per - mi - tas re - gre - sar

Detailed description: This system contains the first line of the chorus. It features a vocal line in treble clef with a key signature of one sharp (F#) and a common time signature. The lyrics are "mos te pe - di - mos que nos per - mi - tas re - gre - sar". Below the vocal line are two guitar staves. The first guitar staff has a treble clef and contains two chords: G (open G) and D/E (D major with E in the bass). The second guitar staff is in bass clef and provides a rhythmic accompaniment with eighth and quarter notes.

Emin7 C2 G/B

44

a ex - pre - sar - te nue - va - men - te que se tra - ta de ti

Detailed description: This system contains the second line of the chorus. The vocal line continues with the lyrics "a ex - pre - sar - te nue - va - men - te que se tra - ta de ti". The guitar accompaniment features three chords: Emin7 (E minor 7), C2 (C major 2), and G/B (G major with B in the bass). The notation includes a fermata over the first two chords in the guitar staff.

Dsus4 D D.S. al Fine

47

De - ja - nos em - (2x solamente)

Detailed description: This system contains the final line of the chorus. The vocal line has the lyrics "De - ja - nos em - (2x solamente)". The guitar accompaniment features two chords: Dsus4 (D suspended 4) and D (D major). The system concludes with the instruction "D.S. al Fine".

CORO

G D/E E min7

49

pe-zar de nue - vo y des-cu-brir tu co - ra-zon pa-ra

C2 G/B D sus4 D

53

dar - te lo que an-he - las en a-do-ra-cion Si nos des-via -

G D/E

57

mos te pe - di mos que nos per - mi - tas re - gre - sar

Quiero Entender

60

Emin7 C2 G/B

a_ex - pre - sar - te nue - va - men - te que se tra - ta de ti

63

Dsus4 D

se tra - ta de ti

65

PUENTE G C2

se tra-ta de ti se tra-ta de ti

69 **G** **C2**

se tra-ta de ti se tra-ta de ti

73 **G** **C2**

se tra-ta de ti Je-sus se tra-ta de ti

77 **G** **C2**

se tra-ta-de ti Je-sus se tra-ta de ti

Quiero Entender

The musical score is divided into three systems, each starting at measure 81, 85, and 89 respectively. Each system includes a vocal line with lyrics, a guitar line with chord diagrams for G and C2, a piano accompaniment, and a bass line. The key signature has one sharp (F#) and the time signature is 4/4.

System 1 (Measures 81-84):
Lyrics: se tra-ta de tu_a - mor Se-nor se tra-ta de ti

System 2 (Measures 85-88):
Lyrics: se tra-ta de ti Je-sus se tra-ta de ti

System 3 (Measures 89-92):
This system contains instrumental accompaniment for guitar, piano, and bass, with no lyrics.

93 **G** **G** **G**

Fine

Con Brazo Fuerte

Jesus Adrian Romero

INTRO

Em7 A7 E7 A7

$\text{♩} = 100$

Piano

Bajo

Guit. Acus.

Em7 A7 Em7 Em7

5

VERSO

Emin B7 D Emin A/E

9
Con bra - zo fuer - te y po - de - ro - so oh Dios nos li - be - ras - te del pe - ca - do

(ritmo guit. acustica)

Emin B7 D Emin A/E

13
y el e - ne - mi - go que nos per - si - guio ba - jo la mar fue se - pul - ta - do

Emin B7 D Emin A/E

17
de dia y de no - che en - nues - tro ca - mi - nar tu ma - no siem - pre nos ha guia - do

Con Brazo Fuerte

Em



B7



D



Em



21

ha - re - mos fies - ta pa - ra ce - le - brar a nues - tro Dios que se ha ex - al - ta - do a - a - a

21

21

Emin7



B



D



A7



CORO

25

le - lu - ya re - co - no - ce - mos tu gran - de - za a - a - a

25

25

Emin7



B



D



Em7



29

le - lu - ya ha - ce - mos fies - ta en tu pre - sen - cia a - a - a

29

29

Con Brazo Fuerte

Emin7



B



D




A7



33



33



33



Emin7



B




D



Emin



37



37



37



Emin7



B



D



Emin7



A/E

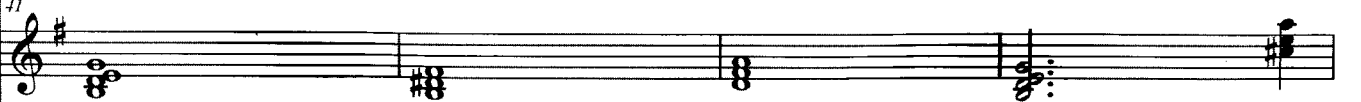


VERSO

41



41



41



Con Brazo Fuerte

Emin7



B



D



A9



Musical staff with lyrics: y el e - ne - mi - go que nos per - si - guio ba - jo la mar fue se - pul - ta - do

Musical staff with chords

Musical staff with bass line

Musical staff with guitar accompaniment

Em11



B



D



Emin



Musical staff with lyrics: de dia y de no - che en nues - tro ca - mi - nar tu ma - no siem - pre nos ha guia - do

Musical staff with chords

Musical staff with bass line

Musical staff with guitar accompaniment

Emin



B



D



Emin



Musical staff with lyrics: ha - re - mos fies - ta pa - ra ce - le - brar a nues - tro Dios que se ha ex - al - ta - do a - a - a

Musical staff with chords

Musical staff with bass line

Musical staff with guitar accompaniment

Con Brazo Fuerte

Chord diagrams: Emin7, B, D, A7

CORO

57

le - lu - ya re - co - no - ce - mos tu gran - de - za a - a - a

Chord diagrams: Emin7, B, D, Emin7

61

le - lu ya ha - ce - mos fies - ta en tu pre - sen - cia a - a - a

Chord diagrams: Em7, B7, D, A7

65

A - - - le - lu ya re - co - no - ce - mos tu gran - de - za a - a - a

Con Brazo Fuerte

Emin7



B7



D



Emin



69

A - - - - le-lu - ya ha - ce-mos fies-ta en tu pre - sen-cia

Em7



A/E



PUENTE

73

Em7



B7



D



A7



CORO

77

A - - - - le-lu - ya re - co-no-ce-mos tu gran - de-za a - a - a

Con Brazo Fuerte

Emin



B7



D



Emin



81

Musical staff with lyrics: A - - - le-lu - ya ha - ce-mos fies-ta en tu pre - sen-cia a - a - a

81

Chord progression for the first system: Emin, B7, D, Emin

Bass line for the first system

81

Right-hand guitar accompaniment for the first system

Em7



B7



D



A7



85

Musical staff with lyrics: A - - - le-lu - ya re - co-no - ce-mos tu gran - de-za a - a - a

85

Chord progression for the second system: Em7, B7, D, A7

Bass line for the second system

85

Right-hand guitar accompaniment for the second system

Emin



B7



D



Emin



89

Musical staff with lyrics: A - - - le-lu - ya ha - ce-mos fies-ta en tu pre - sen-cia a - a - a

89

Chord progression for the third system: Emin, B7, D, Emin

Bass line for the third system

89

Right-hand guitar accompaniment for the third system

Con Brazo Fuerte

Emin B7 D A7

93

A - - - le-lu - ya re - co - no - ce - mos tu gran - de - za a - a - a

93

Emin B7 D Emin

97

A - - - le-lu - ya ha - ce - mos fies - ta en tu pre - sen - cia

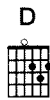
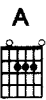
97

Celebrare Tu Amor

Jesus Adrian Romero

$\bullet = 106$

INTRO

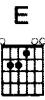


Piano

Bajo

Guit. Elec.

Guit Acus.



Celebrare Tu Amor

7

A E D

Musical score for measures 7-9. It includes guitar chord diagrams for A, E, and D, and staves for guitar, bass, and vocal melody. The key signature has two sharps (F# and C#).

10

VERSUS

A C#m D E

In com pa ra-ble i ni gua la blees tua mor___ y me ro de a___

Musical score for measures 10-13, labeled "VERSUS". It includes guitar chord diagrams for A, C#m, D, and E, and staves for guitar, bass, and vocal melody. The key signature has two sharps (F# and C#).


A  C#m  D  E 

14








Tu mea bra zas te me son re is te Se ñor en mi pe ca do

14




14




C#sus4  PRECORO F#min7  D2 

18




Tua mor mea li men ta tua mor me sus ten

18



18



Celebrare Tu Amor

E sus4 E2 A D2

21

— ta Ce le bra re tua mor to dos los

Detailed description: This system contains the first four staves of music. The top staff is the vocal line, starting at measure 21. The second staff is the guitar accompaniment in treble clef. The third staff is the bass line in bass clef. The fourth staff is a guitar accompaniment in treble clef, likely for a second guitar or a specific texture. The key signature has two sharps (F# and C#). The guitar chord diagrams are: E sus4 (open strings, 2nd fret on 4th string), E2 (open strings, 2nd fret on 5th string), A (open strings, 2nd fret on 4th string), and D2 (open strings, 2nd fret on 5th string). The word 'CORO' is written above the A and D2 chords.

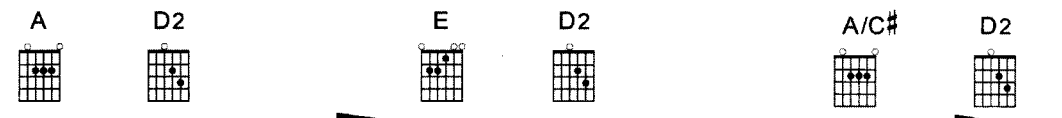
E D2 A D2 E D2

24


di as ce le bra re tu gran mi se ri cor dia ce le bra

Detailed description: This system contains the next four staves of music, starting at measure 24. The top staff is the vocal line. The second staff is the guitar accompaniment in treble clef. The third staff is the bass line in bass clef. The fourth staff is a guitar accompaniment in treble clef. The guitar chord diagrams are: E (open strings), D2 (open strings, 2nd fret on 5th string), A (open strings, 2nd fret on 4th string), D2 (open strings, 2nd fret on 5th string), E (open strings), and D2 (open strings, 2nd fret on 5th string). The key signature remains two sharps.

A D2 E D2 A/C# D2



27



re tu__ gra__ ciain me re ci da__ ce le bra re__ tua__ mo__ o or__

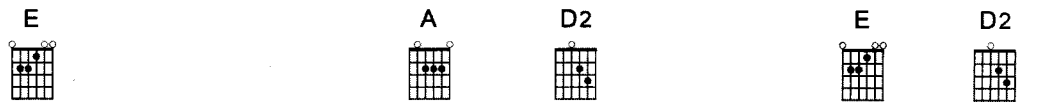
27




27



E A D2 E D2




30



ce le bra re tua__ mor__ to dos los di as__ ce le bra

30



30



Celebrare Tu Amor

33

A D2 E D2 A D2

re tu gran mi se ri cor dia ce le bra re tu gra ciain me re

33

33

36

E D2 A/C# D2 E D2

ci da ce le bra re tua mo o or ce le bra re

36

36

39

A/C# D2 E

tua mo o or

Musical notation for the first system, including vocal line and piano accompaniment.

39

Musical notation for the second system, including vocal line and piano accompaniment.

39

Musical notation for the third system, including vocal line and piano accompaniment.

41

VERSO

A C#min7 D2 E

In me su ra ble in a go ta blees tua mor y nun ca cam bia

Musical notation for the fourth system, including vocal line and piano accompaniment.

41


Musical notation for the fifth system, including vocal line and piano accompaniment.

41


Musical notation for the sixth system, including vocal line and piano accompaniment.

Celebrare Tu Amor




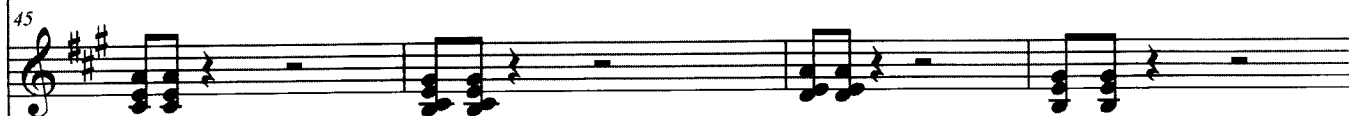
A C#min7 D2 E



45



es tas con mi go y no me pue does ca par aun que loin ten te



C#sus4



PRECORO

F#min7



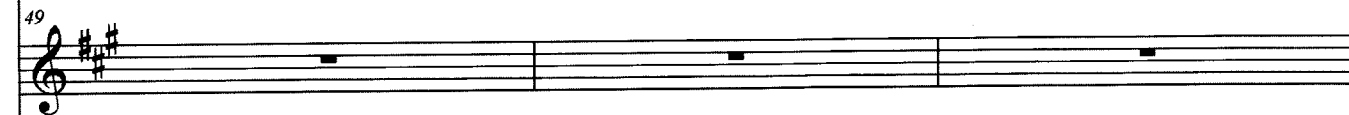

D2



49



tua mor es e ter mo tua mor es per fec



52

E2 E2 A D2

CORO

— to Ce le bra re tua mor — to dos los

Detailed description: This block contains the first system of music, measures 52-54. It features a vocal line in treble clef with a key signature of two sharps (F# and C#). The lyrics are: "— to Ce le bra re tua mor — to dos los". Above the vocal line are four guitar chord diagrams: E2 (x02211), E2 (x02211), A (x02221), and D2 (x02211). The word "CORO" is written above the second diagram. The guitar accompaniment is shown in two staves: a treble clef staff with chords and a bass clef staff with a rhythmic pattern of eighth notes.

52

Detailed description: This block shows the continuation of the musical notation for measures 52-54, specifically the guitar accompaniment. It includes the treble and bass clef staves from the previous block, showing the chordal structure and rhythmic accompaniment.

55

E D2 A D2 E D2

di as — ce le bra re tu gran mi se ri cor dia — ce le bra

Detailed description: This block contains the second system of music, measures 55-57. The vocal line continues with the lyrics: "di as — ce le bra re tu gran mi se ri cor dia — ce le bra". Above the vocal line are six guitar chord diagrams: E (x02211), D2 (x02211), A (x02221), D2 (x02211), E (x02211), and D2 (x02211). The guitar accompaniment continues in the same style as the first system.

55

Detailed description: This block shows the continuation of the musical notation for measures 55-57, specifically the guitar accompaniment. It includes the treble and bass clef staves from the previous block, showing the chordal structure and rhythmic accompaniment.

Celebrare Tu Amor

58

A D2 E D2 A/C# D2

re tu gra cian me re ci da ce le bra re tua mo o or

58

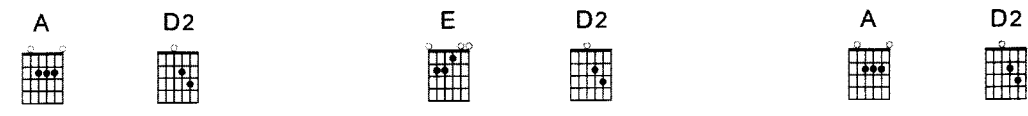
61

E D2 A D2 E D2


ce le bra re tua mor to dos los di as ce le bra

61

A D2 E D2 A D2



64

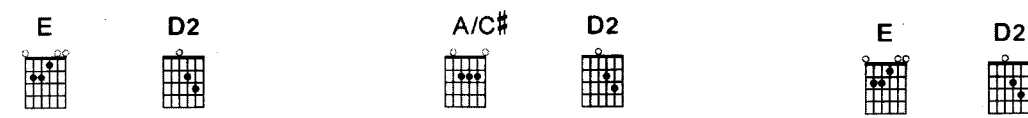


re tu gran mi se ri cor dia ce le bra re tu gran mis se ri


64



E D2 A/C# D2 E D2



67



cor dia ce le bra re tua mo o or ce le bra re

67



Celebrare Tu Amor

70

A/C# D2 E A sus4/E A7

70

tua mo o or

73

A7

73

Ce le bra re tua mor

77

y tu mi se ri cor dia oh Dios o oh

77

77

77

A7

80

ce le bra re tua mor y tu mi se ri cor dia oh Dios o oh

80

80

80

Celebrare Tu Amor

A7



83

ce le bra re tua mor y tu mi se ri cor

83

83

A7



E



A



D2



CORO

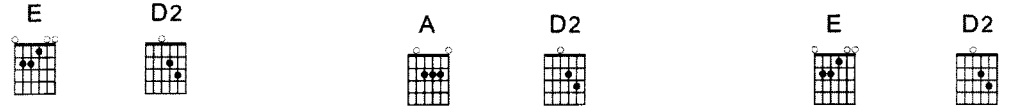
86

— dia oh Dios— o oh— Ce le bra re tua— mor— to dos los


86

86

E D2 A D2 E D2



89



di as — ce le bra re tu — gran — mi se ri cor dia — ce le bra

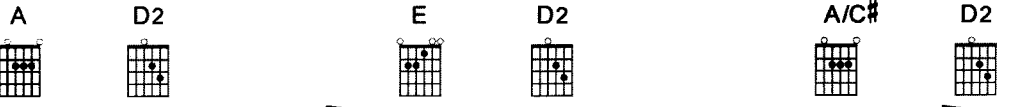


89




92

A D2 E D2 A/C# D2



92



re tu — gra — ciain me re ci da — ce le bra re — tua — mo — o or —



92



92

Celebrare Tu Amor

95

E A sus4/E A D2 E D2

ce le bra re tua mor to dos los di as ce le bra

95

95

98

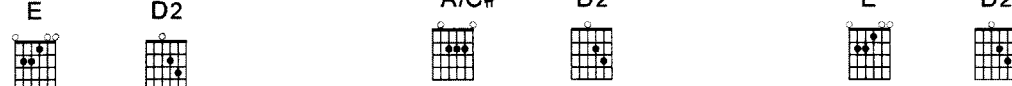
A D2 E D2 A D2

re tu gran mi se ri cor dia ce le bra re tu gra ciain me re


98

98

E D2 A/C# D2 E D2



101



ci da ce le bra re tua mo o or ce le bra re


101




101



A/C# D2 E D2 A/C# D2

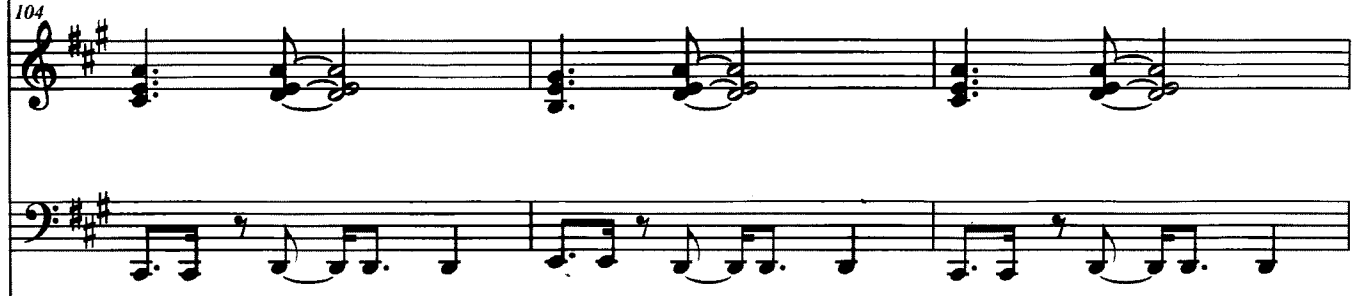


104



— tua mo o or ce le bra re tua mo o or

104



104



Celebrare Tu Amor

E A sus4/E A7



107



(organo)

A



110



Te Vengo a Bendecir

**Jesus Adrian Romero
Mike Rodriguez y Daniel Fraire**

Copyright 2004 Vastago Producciones
Derechos Reservados

Te Vengo a Bendecir

♩ = 65

E B A B

Piano

Bajo

(MELODIA GUIT. ACUS.)

E B F#min A B/D#

5

Es mas que na can cion es mas que pa la bras es mi co ra zon ren di doa Ti

5

E B F#min A

9 Es lo mejor de mi lo que vengo a dar te y a nos sufi cien teu na can

B sus4 B F#min C#min7 A F#min

13 cion Lo que Tu me pi das yo te quie ro dar

B sus4 B A/C# B/D# E B/D# C#min7 E/B

17 No ven goa pe dir no ven goa bus car so lo ven goa dar

Te Vengo a Bendecir

A E/G# B sus4 A/C# B/D# E B/D# C#min7 E/B

21

_ te _ mio fren da dea mor _ Hoy quie ro to car _ Tu fiel co ra zon _ Y dar te las gra

21

21

A E/G# F#min7 B sus4 B E2 B/D#

25

_ cias _ mia ma do Se ñor _ Hoy te ven goa ben de cir _ a Ti

25

25

C#min7 E/B A B E2

29

_ a Ti _ Es mas queu na _ can cion _

29

29

Te Vengo a Bendecir

B F#min B sus4 B/D# E

33

es mas que pa la bras es mi co ra zon ren di doa Ti Es lo me jor de mi

33

33

B F#min A B sus4 B/D#

37

lo que ven goa dar te ya noes su fi cien teu na can cion

37

37

F#m C#min A B sus4

41

Lo que Tu me pi das yo te quie ro dar

41

41

Te Vengo a Bendecir

B A/C# B/D# E B/D# C#min E/B A

45

No ven goa pe dir no ven goa bus car _____ so lo ven goa dar _____ te _____ mio fren da dea mor

B sus4 A/C# B/D# E B/D# C#min E/B A E/G#

49

_____ Hoy que ro to car _____ Tu fiel co ra zon _____ Y dar te las gra _____ cias _____ mia ma do Se ñor

F#min B sus4 B E2 B/D# C#min E/B

53

_____ Hoy te ven goa ben de cir _____ a Ti _____ a Ti _____

Te Vengo a Bendecir

A



C sus4



B^b/D



C/E



F



C/E



D min



F/C



57

No ven goa pe dir _____ no ven goa bus car _____ so lo ven goa dar _____

57

57

B^bMaj7



F/A



C sus4



B^b/D



C/E



F



C/E



D min7



F/C



61

_____ te _____ mio fren da dea mor _____ Hoy que ro to car _____ Tu fiel co ra zon _____ Y dar te las gra

61

61

B^b



F/A



G min



C sus4



C/E



F2



C/E



65

_____ cias _____ ma ma do Se ñor _____ Hoy te ven goa ben de cir _____ a Ti

65

65

Te Vengo a Bendecir

D min7



F/C



B \flat



C sus4



C



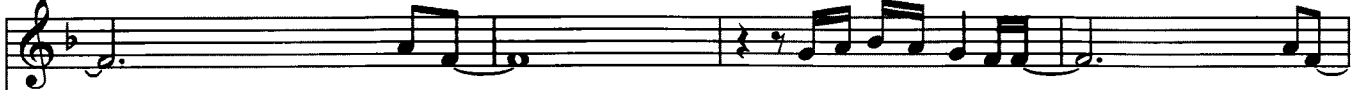
F2



C/E



69



a Ti

Hoy te ven goa ben de cir

a Ti

69



69



D min



F/C



B \flat




C



F



73

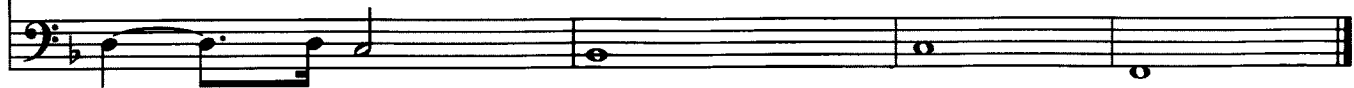


a Ti

73



73



De Tal Manera

Misael jimenez

♩ = 65

F G C F F/G

This system contains the first four measures of the piece. It features a guitar part with chords F, G, C, F, and F/G. The piano part has a treble and bass staff with a melodic line in the treble and a bass line in the bass. The bass part has a single bass staff with a simple bass line. The tempo is marked as ♩ = 65.

G C G Dmin7 Amin7

4

De tal ma ne — ra me — a mo — que su vi da no — es ca ti mo

This system contains the next four measures, starting with measure 4. It includes guitar chords G, C, G, Dmin7, and Amin7. The vocal line is written in the treble staff with lyrics: "De tal ma ne — ra me — a mo — que su vi da no — es ca ti mo". The piano part continues with a treble and bass staff, and the bass part has a single bass staff.

De Tal Manera

G sus4 G



C



G



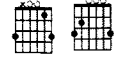
G



F



G sus4 G



8

Has tael fi nal — El seen — tre go — Ya la muer te fue — por que El mea mo

8

8

C2



C2



G



D min7



A min7



12

De tal ma ne — ra me — a mo — Y no hay for maen que — po dre ca llar

12

12

G



C



G



F



G



16

el pre cio de — su gran — dea mor — pe ro to da mial — ma quie ro dar

16

16

20

C Amin7 G C Amin7

Por su a mor yo vi vi re de su a mor yo can ta re

Detailed description: This system contains the first two staves of music. The top staff is a vocal line with lyrics. Above it are guitar chord diagrams for C, Amin7, G, C, and Amin7. The middle staff is the piano accompaniment in treble clef, and the bottom staff is in bass clef. The music is in 4/4 time and begins with a key signature of one flat.

24

C Amin7 G F G

con mi Je sus ca mi na re por que El mea mo a mi

Detailed description: This system contains the second two staves of music. The top staff is a vocal line with lyrics. Above it are guitar chord diagrams for C, Amin7, G, F, and G. The middle staff is the piano accompaniment in treble clef, and the bottom staff is in bass clef. The music continues from the previous system.

28

F G Amin7 G C Amin7 G

Por su a mor yo vi vi re de su a mor yo can ta re

Detailed description: This system contains the third two staves of music. The top staff is a vocal line with lyrics. Above it are guitar chord diagrams for F, G, Amin7, G, C, Amin7, and G. The middle staff is the piano accompaniment in treble clef, and the bottom staff is in bass clef. The music concludes with a final chord.

De Tal Manera

32 C A min7 G F G

con mi Je sus ca mi na re por que El mu rio por mi

36 F G C G sus4 G C

le se gui re De tal ma ne ra me a mo

40 G D min7 A min7 G C

que su vi da no es ca ti mo Has tael fi nal El seen tre go

De Tal Manera

44

G F G C C

Ya la muer te fue por que El mea mo De tal ma ne ra me a mo

48

G Dmin7 A min G C

Y no hay for maen que po dre ca llar el pre cio de su gran dea mor

52

G F G C A min7 G

pe ro to da mial ma que ro dar Por su a mor yo vi vi re

De Tal Manera

56

C A min7 G C A min7 G

de su a mor — yo can — ta re — con mi Je sus — ca mi — na re —

60

F G F G A min7 G

por queEl mea mo — a mi — Por su a mor — yo vi — vi re —

64

C A min7 G C A min7 G

de su a mor — yo can — ta re — con mi Je sus — ca mi — na re —

68 F G sus4 F G A min

por queEl mu rio por mi le se gui re

72 C G/B A min F C G/B A sus4

Mi Dios te se gui re a Ti te a ma re Por su a mor

76 B min7 A D B min7 A D

yo vi vi re de su a mor yo can ta re con mi Je sus

De Tal Manera

80

B min7

A

G

A sus4

G

A

80



— ca mi — na re — — — — — por que EL mea mo — a mi — — — — — por su a amo — or — — — — — Por su a mor

B min7

A

D

B min7

A

D

84



— yo vi — vi re — — — — — de su a mor — — — — — yo can — ta re — — — — — y — con mi Je sus

B min7

A

G

A

G

A


88



— ca mi — na re — — — — — por que EL mu rio — — — — — por mi — — — — — le se gui re —

De Tal Manera

G A D G A E



92



Se ñor yo te se gui re con mi al ma men tey co ra zo o on

92





92



Un Destello de Tu Gloria


Jesus Adrian Romero

♩ = 65





A  E9  F#min7  D 

Pads


(GUITARRA ACUSTICA)







5

A  E9  F#min7  D 


(ENTRAN PADS)



9

A  C#min7  F#min7  D 

Por un momento en tu pre sen cia a a por un ins tan te de tua mor



13

A  C#min7  F#min7  D 

por un des te llo de tu glo ria a a por un mi nu to na da mas to do da ri



17

A E B min7 E sus4

— a noim por ta ri — a — lo que ten ga que — pa sar — lo que ten ga quees — pe rar —

21

1. D E 2. D E A C#7

Ten go ham bre de Ti de Tu pre sen — cia de Tu fra gan

25

F#min7 D A C#7

— cia de Tu po der — ham bre que due — le que de bi li — ta que de ses pe

29

F#min7 D A C#min7 4fr.

— ra — por Ti — Por un mo men toen tu — pre sen — cia — a a —

49

C#7 F#min7 D D

— ta que de ses pe — ra — por Ti — Ti Ten go ham bre de Ti

Detailed description: This system contains musical notation for measures 49-52. It features a treble clef with a key signature of two sharps (F# and C#). The melody is written on a single staff, and the guitar accompaniment is on a second staff. Above the melody, four guitar chord diagrams are provided: C#7, F#min7, and two variations of D. The lyrics are written below the melody staff.

53

A C#7 F#min7 D

o o — ham bre de Ti — Se ñor — Ten go ham bre de Ti —

Detailed description: This system contains musical notation for measures 53-56. It features a treble clef with a key signature of two sharps. The melody is on a single staff, and the guitar accompaniment is on a second staff. Above the melody, four guitar chord diagrams are provided: A, C#7, F#min7, and D. The lyrics are written below the melody staff.

57

A C#7 F#min7 D

— o o — ham bre de Ti — Se ñor — ten go ham bre de Ti —

Detailed description: This system contains musical notation for measures 57-60. It features a treble clef with a key signature of two sharps. The melody is on a single staff, and the guitar accompaniment is on a second staff. Above the melody, four guitar chord diagrams are provided: A, C#7, F#min7, and D. The lyrics are written below the melody staff.

61

A C#7 F#min7

— o o — ham bre de Ti — Se ñor —

Detailed description: This system contains musical notation for measures 61-64. It features a treble clef with a key signature of two sharps. The melody is on a single staff, and the guitar accompaniment is on a second staff. Above the melody, three guitar chord diagrams are provided: A, C#7, and F#min7. The lyrics are written below the melody staff.

Un Destello de Tu Gloria

64

D A/C# E sus4 E A

The image shows a musical score for guitar and piano. At the top, five guitar chord diagrams are shown with their names: D, A/C#, E sus4, E, and A. Below these is a guitar staff with a treble clef and a key signature of two sharps (F# and C#). The staff contains five measures, each with a single chord symbol. The piano part is on a separate staff below, marked with 'rit.' (ritardando). It also has a treble clef and the same key signature. The piano part consists of five measures, each with a chord symbol corresponding to the guitar part: D, A/C#, E sus4, E, and A. The piano part ends with a double bar line.

Abre los Cielos

Jesus Adrian Romero

$\text{♩} = 80$

B \flat 2 **D7** **G min 3fr.**

(LOOP)

Piano

Bajo

E \flat **B \flat** **D7** **G min 3fr.**

6

Abre los Cielos

10

E \flat B \flat 2 D7 G min7

A bre los cie lo s so bre no so — tros a bre los cie — los Se ñor — haz llo ver

14

E \flat B \flat 2 D7 G min7

— So mos tu pue — bl o so mos tu vi — ña a bre los cie — los Se ñor — haz llo ver

18

E \flat F sus4/B \flat D7 G min7

— a bre los cie — lo s so bre no so — tros a bre los cie — los Se ñor — haz llo ver

Abre los Cielos

22    

so mos tu pue — bl o so mos tu vi — ña a bre los cie — los Se ñor — haz llo ver

26    

Los ar bo les — del cam po se han se ca — do — el vi no yel — a cei — te sea — ca

30    

bo Tu vi ña esta — de sier tay sin — va lla — do — en nues tro a so — la mien to hay un — cla mor



34

F B \flat 2 D7 G min7

— A bre los cie lo s so bre no so — tros a bre los cie — los Se ñor — haz llo ver

34

34

38

E \flat B \flat 2 D7 G min 3fr.

— so mos tu pue — bl o so mos tu vi — ña a bre los cie — los Se ñor — haz llo ver

38

38

42

E \flat B \flat 2 D7 G min7

— a bre los cie — lo s so bre no so — tros a bre los cie — los Se ñor — haz llo ver

42

42

Abre los Cielos

46

E^b B^b2 $D7$ $G\text{ min}7$

so mos tu pue___bl o so mos tu vi___ña a bre los cie___los Se ñor___ haz llo ver

46

46

E^b B^b2 $D\text{ min}7$ E^b

Vuelve nos___a Tiy___nos vol___ve re___ mo s___ ven a dar___nos vi___dau na___vez

50

50

50

B^b/F B^b/F $D\text{ min}7$ E^b

mas vuelve nos de nues tro cau ti ve___ rio___ has tu re___ma nen te re___gre sar

54

54

54

Detailed description: This is a page of sheet music for the song 'Abre los Cielos'. It contains three systems of music. Each system includes a vocal line with lyrics, a piano accompaniment with treble and bass staves, and guitar chord diagrams. The first system (measures 46-49) has chords Eb, Bb2, D7, and G min7. The second system (measures 50-53) has chords Eb, Bb2, D min7, and Eb. The third system (measures 54-57) has chords Bb/F, Bb/F, D min7, and Eb. The lyrics are in Spanish and are written below the vocal line.

Abre los Cielos

58

F B \flat 2 D7 G min7

— A bre los cie lo s so bre no so — tros a bre los cie — los Se ñor — haz llo ver

62

E \flat B \flat 2 D7 G min7

— so mos tu pue — bl o so mos tu vi — ña a bre los cie — los Se ñor — haz llo ver

66

E \flat B \flat 2 D7 G min7

— a bre los cie — lo s so bre no so — tros a bre los cie — los Se ñor — haz llo ver

Abre los Cielos

70    

so mos tu pue___bl o so mos tu vi___ña a bre los cie___los Se ñor___ haz llo ver

70 

70 

74    

Haz llo ver haz llo ver___ so bre tus___re nue___ vos___ haz llo ver

74 

74 

78    

Se nor___ haz llo ver___ haz llo ver___ haz llo ver___ Se ñor___

78 

78 

82 **E^b** **B^b2** **D7** **G min7**

(4x's)

man da la llu via man da la llu via

82

86 **E^b** **B^bsus4** **B^b** **D sus4** **D** **G min** 3fr.

(OMITIR 4a VEZ)

(man da la llu)

86

90 **E^b** **B^bsus4** **B^b** **D sus4** **D** **G min** 3fr.

90

Abre los Cielos

94

E^b B^bsus4 B^b D sus4 D B^bMaj7

94

94

98

E^b B^bsus4 B^b D sus4 D B^bMaj7

98

98

102

E^b B^bsus4/F B^b/F D sus4 D G min7

102

102

106

The musical score consists of three systems. The first system is for guitar, showing two measures with chord diagrams for E♭ and B♭. The second system is for piano, with a treble and bass staff showing chords. The third system is for bass, showing a melodic line.

106

106

106

Tu Estas Aqui

Jesus Adrian Komero
y Mike Rodriguez

Tempo: ♩ = 60

Chords: E, C#min7 4fr., A, B sus4, E, C#min7 4fr., A, B sus4, B, E

Instrumentation: Piano, Bajo, Pads

The score is written for guitar, piano, bass, and pads. It begins with a tempo of 60 beats per minute. The guitar part includes chords for E, C#min7 4fr., A, B sus4, E, C#min7 4fr., A, B sus4, B, and E. The piano part features a melodic line in the right hand and a bass line in the left hand. The bass part provides a steady accompaniment. The pads part consists of sustained chords. The lyrics 'Aun que mis o jos no te pue— den ver' are written below the piano part.

Tu Estas Aqui

14

C#min7 4fr. A E

tu ros tro Se ñor se quees tas a qui o o oh

17

B C#min7 4fr. A2

Mi co ra zon pue de sen tir tu pre sen ci a

(CAMPANAS)

Tu Estas Aqui

20

E B C#min7

Tues tas a qui ___ Tues tas a qui ___ pue do sen tir ___

23

A E B

Tu ma jes tad ___ Tues tas a qui ___ Tues tas a qui ___

Tu Estas Aqui

26 **B sus4** **C#min7** **A**

Mi co ra zon _____ pue de sen tir _____ Tu her mo su _____ ra _____

29 **E** **B** **C#min7**

Tues tas a qui _____ Tues tas a qui _____ pue do sen tir _____

Tu Estas Aqui

38

A E E

se quees tas a qui _____ aun que mis ma nos no pue den to car

38

38

38

41

C#min7 4fr. A E B

Tu ros tro Se ñor _____ se quees tas a qui _____ o o oh Mi co ra zon

41


41

41

38   

se quees tas a qui aun que mis ma nos no pue den to car


38



38




38




41    

Tu ros tro Se ñor se quees tas a qui o o oh Mi co ra zon


41



41



41



Tu Estas Aqui

45 C#min7 4fr. A E B

pue de sen tir — tu pre sen — ci a Tves tas a qui — Tves tas a qui —

45

(CORO) oh — Tves tas a qui — Tves tas a qui —

49 C#min7 4fr. A E B

pue do sen tir — Tu ma jes tad — Tves tas a qui — Tves tas a qui —

49

oh — Tves tas a qui — Tves tas a qui —

Tu Estas Aqui

51

B sus4 C#min7 A E

Mi co ra zon — pue de sen tir — Tu her mo su — ra — Tues tas a qui —

53

53

53

oh ————— Tues tas a qui —

57

B C#min7 A E

Tues tas a qui — pue do sen tir — Tu gran a mor — Tues tas a qui —

57

57

57

Tues tas a qui — oh ————— Tues tas a qui —

Tu Estas Aqui

B 
B sus4 
B 
C#min7 
B 

1.   2.  4fr.

61 
 61 
 61 
 61 
 61 
 61 
 61 
 61 
 61 
 61 
 61 
 61 
 61 

Tues tas a qui — Mi co ra zon Tues tas aqui — Tues tas a qui —

Tues tas a qui — Tues tas a qui —

tues tas a qui — Me de lei toen Ti — Je sus — Yen tu pre

Tues tas a qui —

Tu Estas Aqui

68 **B** **C#min7** **B**

sen cia Me de lei toen Ti Yen Tu gran a mor

68

68

Tues tas a qui

68

Tues tas a qui

71 **C#min7** **B** **C#min7**

Tues tas a qui

71

71

71

Tues tas a qui

71

Tues tas a qui

B B

74

Tues tas a qui

74

74

74

Tues tas a qui

Tu Has Sido Fiel

Jesus Adrian Romero, Pecos Rome
Mike Rodriguez y Daniel Fraire

INTRO

$\text{♩} = 96$

B $\text{F}\#\text{A}\#$ E/G# B

The intro consists of four measures. The guitar part has a treble clef and a key signature of three sharps (F#, C#, G#). The chords are B, F#A#, E/G#, and B. The piano accompaniment features a treble and bass clef with a melody in the treble and a bass line in the bass. The tempo is marked as quarter note = 96.

E B/D# G#m C#m F#sus4 B E/G# F#A#

Measures 5-8 guitar chords: E, B/D#, G#m, C#m, F#sus4, B, E/G#, F#A#.

5

Mea

Measures 5-8 musical notation. The piano accompaniment includes a treble and bass clef. The word 'Mea' is written at the end of measure 8.

VERSUS

B F#A# E/G# F#sus4 B/F#

Verse guitar chords: B, F#A#, E/G#, F#sus4, B/F#.

10

- som - bra tu a - mor y tu fi - de - li - dad

Verse musical notation starting at measure 10. The lyrics are: - som - bra tu a - mor y tu fi - de - li - dad.

Tú Has Sido Fiel

E B/A# E/G# F#sus4

14

quea-pe-sar de mi _____ me pue das a mar _____

B F#A# E/G# F#sus4

18

siem prehas-si _____ do fiel _____ ya mi la - docs tas _____

E B/D# G#m C#m F#sus4 B B/A#

22

tus o jos dea mor _____ ven mi ca - mi nar _____

G#m
F#A#
B
F#A#
E/G#

VERSO 2

26

Tal - vez el sol _____ ma ña na noa pa - rez -

F#sus4
E
B/D#
C#m

30

- ca _____ pe-ro pue-do con - fiar _____ en que Tu a - llies - ta - ras

F#sus4
B
F#A#
G#m

34

_____ Y del fir - ma - men - to _____ se bo - rren las es - tre -

Tú Has Sido Fiel

B/F#



E



B/D#



G#m



C#m



F#sus4



38

- llas pe-roa tu pa-la - bra - fiel tu se - gui-ras

38

B



E/G#



F#A#



B



D#m



C#m



42

CORO

Tuhas si - - - do fiel

42

Coro 1

F#sus4



B



D#m



C#m



F#sus4




47

Tuhas si - do fiel


47

B D#m C#m F#sus4

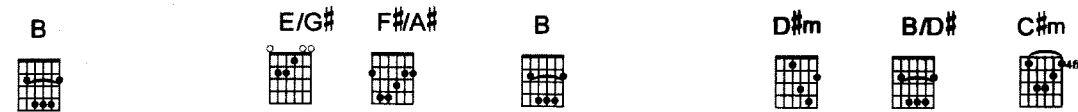


52

Tuhas si_____ do fie_____ el siem - prehas si_____ do fiel




B E/G# F#/A# B D#m B/D# C#m



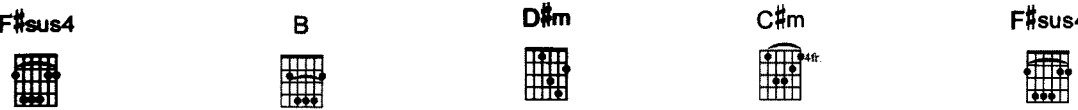
56

Tuhas si_____ do fiel_____

Coro 2




F#sus4 B D#m C#m F#sus4



61

Tuhas si_____ do fiel_____



Tú Has Sido Fiel

B D#m C#m F#sus4

66

Tu has si do fie - el siem pre has si do fiel

B E/G# F#A# B F#A#

70

Mea som bra tu a mor y

VERSO

G#m B/F# E B/D#

74

tu fi de li dad quea pe sar de mi

78

C#m F#sus4 B F#A#

me pue das a mar siem prehas si do fiel

Detailed description: This system contains the first four measures of the piece. The vocal line starts with a quarter note 'me', a quarter note 'pue', a quarter note 'das', a quarter rest, a quarter note 'a', a quarter note 'mar', a quarter rest, a quarter note 'siem', a quarter note 'prehas', a quarter note 'si', a quarter note 'do', a quarter note 'fiel', and a quarter rest. The piano accompaniment features a steady eighth-note bass line in the left hand and a more melodic line in the right hand.

82

E/G# B/F# E B/D# G#m

ya mi la does tas tus o jos dea mor

Detailed description: This system contains measures 5 through 8. The vocal line continues with 'ya mi la does tas' (quarter, quarter, quarter, quarter), a quarter rest, 'tus o jos' (quarter, quarter, quarter), and 'dea mor' (quarter, quarter), followed by a quarter rest. The piano accompaniment continues with similar rhythmic patterns.

86

C#m F#sus4 B E/G# F#A# B

VERSUS 2

ven mi ca mi nar Tal vez el sol

Detailed description: This system contains measures 9 through 12. The vocal line has 'ven mi ca mi nar' (quarter, quarter, quarter, quarter), a quarter rest, a quarter rest, a quarter rest, a quarter note 'Tal', a quarter note 'vez', a quarter note 'el', and a quarter note 'sol', followed by a quarter rest. The piano accompaniment concludes the system with sustained chords.

90

F#/A# E/G# B/F# E

ma ña na noa pa rez ca pe ro pue do con fiar

94

B/D# C#m F#sus4 B

en que tu a llies ta ras y del fir ma men

98

F#/A# E/G# B/F# E2

to se bo rren las es tre llas pe roa tu pa la

B/D#

G#m

C#m

F#sus4

B

E/G#

F#A#



102

bra fiel tu se gui ras

102

102

B

D#m

C#m

F#sus4

B



106

CORO

Tuhas si do fiel

Tuhas si

106

106

D#m

C#m

F#sus4

B

D#m



111

do fiel

Tuhas si do fie

111

111

Tú Has Sido Fiel

116

C#m F#sus4 B E/G# F#A#

— el siem prehas si do fiel

120

B D#m C#m F#sus4 B

Tuhas si do fiel Tuhas si

125

D#m C#m F#sus4 B D#m

— do fiel Tuhas si do fie

C#m



F#sus4



B



E/G#



F#/A#



B



130

— el siem prehas si do fiel Tuhas si

130

130

D#m



C#m



F#sus4



B



D#m



135

do fiel Tuhas si do fiel

135

135

C#m



F#sus4



B



D#m



C#m



140

Tuhas si do fie el

140

140

Tú Has Sido Fiel

145

F#sus4 B G#m F#sus4

siem prehas si do fiel Tuhás si do fiel

149

E B G#m F#sus4

siem prehas si do fiel Tuhás si do fiel

153


E B G#m F#sus4

siem prehas si do fiel Tuhás si do fiel

Tú Has Sido Fiel


157

E




157

B




157

B



siem prehas si do fiel



The musical score consists of three staves. The top staff is the vocal line, starting at measure 157 with the lyrics 'siem prehas si do fiel'. The middle staff is the piano accompaniment in the right hand, and the bottom staff is the piano accompaniment in the left hand. Above the vocal staff, three guitar chord diagrams are provided: E major, B major, and B major. The key signature has three sharps (F#, C#, G#) and the time signature is 4/4.

Al Estar Ante Ti

Jesus Adrian Romero,
Mike Rodriguez y Daniel Fraire

♩ = 72

D A Emin

(LOOP)

Piano

Bmin D A Emin7

The musical score is divided into two systems. The first system includes a guitar part with three measures of chords: D, A, and Emin. Below this is a piano part with a treble and bass clef, featuring a melodic line in the treble and a bass line in the bass. The second system includes a guitar part with four measures of chords: Bmin, D, A, and Emin7. Below this is a piano part with a treble and bass clef, featuring a more complex melodic line in the treble and a bass line in the bass. The tempo is marked as quarter note = 72. The key signature has two sharps (F# and C#). The first system is marked with '(LOOP)' in the guitar part. The piano part in the first system is marked 'Piano'.

Bmin A A D

8

VERS

Al es tar an te ti

A Emin Bmin D

12

a do ran do jun toal mar de cris tal En tre la mul ti tud

A Emin Bmin D

16

en a som broa lli meha bre de pos trar — Y mi can — — — — — tou ni re

16

16

A Emin Bmin D

20

a mi llo nes pro cla man do te Rey — y mi voz — — — — — o i ras

20

20

24

A Emin Bmin A

en tre las mul ti tu des can ta a ar

Detailed description: This system contains the first four measures of the piece. It features a vocal line in treble clef with lyrics, a piano accompaniment in treble clef, and a piano accompaniment in bass clef. Above the vocal line, four guitar chord diagrams are provided: A, Emin, Bmin, and A. The key signature has two sharps (F# and C#).

28

A A/G G D G F#7/A#

CORO

Dig noes el Cor de ro de Dios el que fue in mo la do en la cruz

Detailed description: This system contains the next four measures, starting with a double bar line and the word 'CORO'. It features a vocal line in treble clef with lyrics, a piano accompaniment in treble clef, and a piano accompaniment in bass clef. Above the vocal line, six guitar chord diagrams are provided: A, A/G, G, D, G, and F#7/A# (marked 'off'). The key signature remains two sharps.

32

Bmin D/A G A/C# D Emin7 G/D

— Dig no de la hon ra yel — po der — la sa bi du ri a su — ya es —

36

A A/G G D/F# G F#7/A#

— Yal que es ta en el tro no sea el — ho nor — San to San to San to es el — Se ñor —

40

Bmin D/A G A/C# D Emin7 G/D

Rei na por los si glos con po der to do lo quee xis te es por El

Detailed description: This block contains the first system of music, measures 40 through 43. It features a vocal line in treble clef with lyrics, a piano accompaniment in treble and bass clefs, and guitar chord diagrams above the vocal line. The chords are Bmin, D/A, G, A/C#, D, Emin7, and G/D. The piano accompaniment includes arpeggiated chords and moving bass lines.

44

C Asus4 A D

VERSO

Al es tar an te ti

Detailed description: This block contains the second system of music, measures 44 through 47. It features a vocal line in treble clef with lyrics, a piano accompaniment in treble and bass clefs, and guitar chord diagrams above the vocal line. The chords are C, Asus4, A, and D. The word 'VERSO' is written above the D chord diagram. The piano accompaniment continues with arpeggiated patterns and sustained chords.

Detailed description: A small musical notation fragment consisting of a few notes on a staff, likely a continuation or a specific melodic phrase.

48

A Emin Bmin A/C# D A

a do ran do jun to al mar de cris tal En tre la mul ti tud en a

53

Em9 Bmin A/C# D A

som broa lli meha bre de pos trar Y mi can tou ni re a mi

Em9



Bmin



A/C#



D



A



57



llo nes pro cla man do te Rey y mi voz o i ras en tre las

57



57



Emin



Bmin



A



Asus4



61




mul ti tu des can ta a ar Dig noes el Cor

61



61



CORO

65

A/G G D/F# G F#7/A# B min Bm/A

de ro de Dios el que fue in mo la doen la cruz Dig no de la

65

65

65

69

G D/F# E min A sus4

hon ra yel po der la sa bi du ri a su ya es Yal que es ta en el

69

69

69

73

A/G G D/F# G F#7/A# Bmin

tro no sea el ho nor San to San to San to es el Se ñor Rei na por los

73

73

77

G A/C# D Emin Em/D C

si glos con po der to do lo quee xis te es por el

77

77

Asus4



A/D



G



D/F#



G



F#7/A#



81




PUENTE INSTRUMENTAL (guitarra electrica melodia)

81



81



81



Bmin



D/A



G



A/C#



D



Emin



G/D



85



Dig no de la hon ra yel___ po der___ la sa bi du ri a su___ ya es___

85

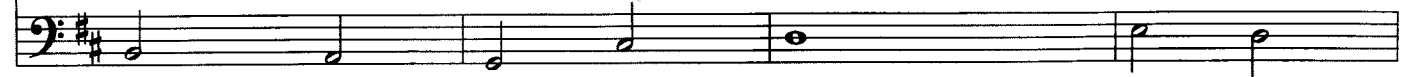


(entran las voces)


85




85



Asus4 D/F# A/G G D/F# G F#7/A#




89



Yal que es ta en el tro no sea el ho nor San to San to San toes el Se ñor

Bmin G A/C# D Em G/D



93



Rei na por los si glos con po der to do lo que xis te es por El

Al Estar Ante Ti

C



E min



A sus4



D



A/C#



A



97



to do lo quee xis te es por El

97



97



G



G/B



A sus4



D



101



101



Glissando

Glissando

Glissando

Tea

*